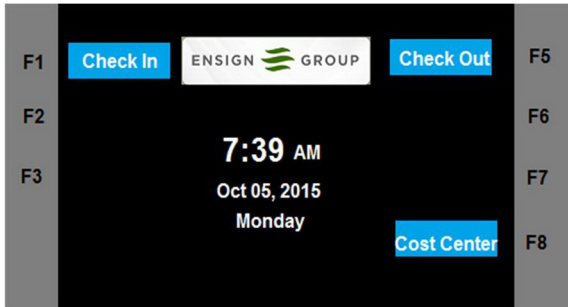
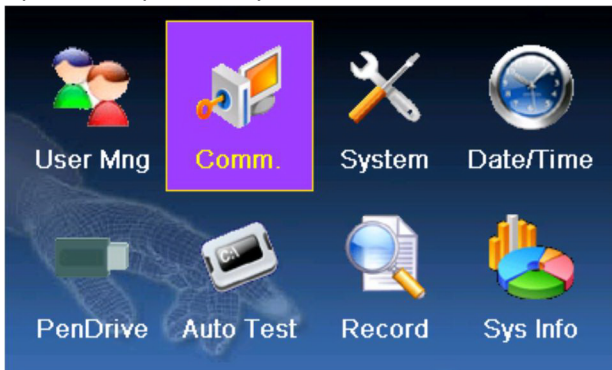


Note: If you do not see the world globe showing connectivity follow these steps:

1. From the home screen enter the menu function by pressing the (M) located directly ESC key



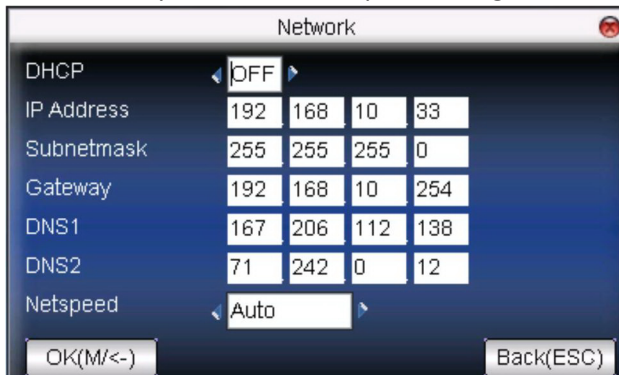
2. Using the arrow buttons located on the upper right side of the clock navigate to the COMM option and press okay



3. Navigate to the Network option and press the OK key



4. If the DHCP setting is turned off use the right arrow to turn DHCP on (it will take about 5 seconds but you will see the option change from off to on)



5. Using the down arrow navigate down and press OK by using the OK button located in the middle of the keypad.
6. Press ESC until you return to the home screen
7. Reboot the device